




NASL.2017.V1

National Arena Swimming League



LEAGUE		West Midlands		DIVISION		Premier		ROUND		1		GALA NUMBER		1									
VENUE		Hucknall										Date		14/10/2017		License		00/01/1900					
LANE 1		LANE 2		LANE 3		LANE 4		LANE 5		LANE 6		PLACE		PLACE		PLACE		PLACE					
Belper Marlin SC		Stourbridge		Sutton in Ashfield		Leicester Sharks CSC		Worcester		City of Derby B		4		6		3		1		2		5	
DEFAULT POINTS TOTALS		DGS, TIES ETC WILL CHANGE THESE FIGURES																					
6 LANE 1050		OVERALL POINTS TOTAL																					
5 LANE 750		1045																					
POINTS		146		96		168		250		245		140											
20	Boys	10/11 Years	50m Butterfly	0:34.46	3	4	0:43.43	5	2	0:33.77	2	5	0:00.00			0:33.61	1	6	0:39.40	4	3		
			Reason for no points	Nicholas Skinner Ryan Bloomer Thomas Polley Luke Stevens David Annis Thomas Moore																			
21	Girls	13/u	100m Backstroke	1:14.87	4	3	0:00.00			1:14.96	5	2	1:08.99	1	6	1:10.82	2	5	1:14.19	3	4		
			Reason for no points	Phoebe Barden Robyn Swatman Emma Peel Madeleine Squires Rebecca Yates Libby Bateman-Arkinstall																			
22	Boys	13/u	100m Backstroke	1:09.11	3	4	1:16.64	5	2	1:06.07	2	5	1:13.24	4	3	1:04.55	1	6	1:22.46	6	1		
			Reason for no points	Sam Brookes Brooke Totney Matthew Woodhall Alex Keeble Daniel Day Ben Atkinson																			
23	Girls	15/u	100m Butterfly	1:11.93	4	3	1:13.30	6	1	1:09.75	3	4	1:08.14	1	6	1:09.22	2	5	1:13.13	5	2		
			Reason for no points	Caitlin Oram Charley Jones Chloe Quinn Keanna Kowal Megan Annis Abbie Hulbert																			
24	Boys	15/u	100m Butterfly	1:05.73	4	3	1:23.74	6	1	1:03.78	2	5	1:03.79	3	4	1:01.43	1	6	1:07.53	5	2		
			Reason for no points	Casper Raynard James Froggatt Joshua Leeson Xeimon Parker-Cox Matthew Richards Ethan Billinge																			
25	Ladies	Open	100m Backstroke	1:15.61	6	1	1:06.94	2	5	1:07.66	3	4	1:03.36	1	6	1:07.94	4	3	1:09.85	5	2		
			Reason for no points	Ellie Baker Natalie Dingley Chloe Peach Daisy Platts Naomi Marsden Sian Heap																			
26	Mens	Open	100m Backstroke	1:02.93	3	4	1:17.87	6	1	1:09.24	5	2	1:00.38	1	6	1:01.01	2	5	1:03.28	4	3		
			Reason for no points	William Brookes Jack Vale Ruslan Golubs Jon Bennett Oscar Brain Shay Bradley																			
27	Girls	10/11 Years	50m Breaststroke	0:41.52	3	4	0:43.06	4	3	0:47.21	6	1	0:40.48	1	6	0:41.10	2	5	0:46.55	5	2		
			Reason for no points	Megan Oram Isabelle Lowe Molly Etherington Abby Mitchell Maisie Lyons Millie Cadden																			
28	Boys	10/11 Years	50m Breaststroke	0:51.13	4	3	0:53.97	6	1	0:50.91	3	4	0:42.82	1	6	0:43.39	2	5	0:51.14	5	2		
			Reason for no points	Jo Sadler Thomas Yeung Toby Thorpe Declan Luff Michael Agoston Sebastian Hibbs																			
29	Girls	13/u	100m Butterfly	1:20.40	5	2	1:24.70	6	1	1:13.03	2	5	1:09.31	1	6	1:18.71	4	3	1:15.23	3	4		
			Reason for no points	Megan Crompton Alex Jones Talitha Oud Yasmine Sheffield Aimee Monks Aimee Boucherat																			
30	Boys	13/u	100m Butterfly	1:07.24	1	6	1:19.85	4	3	1:07.36	2	5	1:19.98	5	2	1:08.94	3	4	1:22.47	6	1		
			Reason for no points	Sam Brookes James Froggatt Matthew Woodhall Luke Stevens Brodie Willetts Ben Atkinson																			
31	Girls	15/u	100m Freestyle	1:04.10	5	2	1:03.21	4	3	1:01.82	2	5	1:02.07	3	4	0:58.99	1	6	1:04.35	6	1		
			Reason for no points	Caitlin Oram Beth Tetsill Chloe Quinn Sarah White Olivia Fletcher Abbey Turnbull																			
32	Boys	15/u	100m Freestyle	0:59.98	4	3	1:09.44	6	1	1:03.47	5	2	0:57.36	2	5	0:54.91	1	6	0:57.63	3	4		
			Reason for no points	Danny Skinner Owen Westwood Kieran Smith Xeimon Parker-Cox William Gearey Toma Tokiwa-Smith																			
33	Ladies	Open	100m Breaststroke	1:23.89	6	1	1:22.08	5	2	1:18.61	3	4	1:13.35	1	6	1:15.77	2	5	1:18.88	4	3		
			Reason for no points	Katy Dymond Emma Pay Hollie-Mae Dove Courtney Smith Lucy Clayton Givenchy Sneekes																			
34	Mens	Open	100m Breaststroke	1:06.62	1	6	1:23.75	6	1	1:14.25	5	2	1:11.78	3	4	1:09.07	2	5	1:13.64	4	3		
			Reason for no points	Joshua Horobin Dylan Jones Jim Fergie Simon Scully Samuel Hall Joe Bagley																			
35	Girls	10/11 Years	50m Freestyle	0:35.22	6	1	0:32.86	3	4	0:32.52	2	5	0:32.34	1	6	0:34.07	5	2	0:34.00	4	3		
			Reason for no points	Megan Oram Isabelle Lowe Chloe Coleman Laurie Devine Amelie Forsyth-Ball Katie Heald																			

NASL.2017.V1			National Arena Swimming League																							
  			LEAGUE	West Midlands			DIVISION	Premier			ROUND	1			GALA NUMBER	1										
DEFAULT POINTS TOTALS 6 LANE 1050 5 LANE 750			DGS, TIES ETC WILL CHANGE THESE FIGURES										VENUE	Hucknall			Date	14/10/2017			License	00/01/1900				
			LANE 1	Belper Marlin SC			LANE 2	Stourbridge			LANE 3	Sutton in Ashfield			LANE 4	Leicester Sharks CSC			LANE 5	Worcester			LANE 6	City of Derby B		
			PLACE	4			PLACE	6			PLACE	3			PLACE	1			PLACE	2			PLACE	5		
			POINTS	146			POINTS	96			POINTS	168			POINTS	250			POINTS	245			POINTS	140		
			OVERALL POINTS TOTAL																							
			1045																							
36	Boys	10/11 Years	50m Freestyle			0:36.80	6	1	0:35.68	4	3	0:32.59	3	4	0:30.94	1	6	0:36.02	5	2	0:32.22	2	5	Reason for no points		
			Phillip Lamb			Ryan Bloomer			Thomas Polley			Jacob Mills			Michael Agoston			Thomas Moore								
37	Girls	13/u	100m Freestyle			1:11.12	6	1	1:09.69	5	2	1:06.43	4	3	1:03.39	1	6	1:04.47	2	5	1:05.87	3	4	Reason for no points		
			Megan Crompton			Robyn Swatman			Alice Jones			Madeleine Squires			Rebecca Yates			Lucy Cadden								
38	Boys	13/u	100m Freestyle			1:07.53	4	3	1:09.89	5	2	1:07.24	3	4	1:05.63	2	5	0:59.82	1	6	1:10.76	6	1	Reason for no points		
			Elliott Poplar			Owen Westwood			Callum Peel			Alex Keeble			Daniel Day			Reuben Mason								
39	Girls	15/u	100m Breaststroke			1:25.21	6	1	1:25.05	4	3	1:18.20	2	5	1:14.12	1	6	1:21.53	3	4	1:25.17	5	2	Reason for no points		
			Katy Dymond			Katie Abbott			Hollie-Mae Dove			Michaela Glenister			Holly Workman			Libby Bateman-Arkininstall								
40	Boys	15/u	100m Breaststroke			1:11.10	2	5	1:27.43	6	1	1:19.90	5	2	1:11.39	3	4	1:10.79	1	6	1:15.14	4	3	Reason for no points		
			William Brookes			Dylan Jones			Joshua Leeson			Chris Snow			Matthew Richards			Joe Bagley								
41	Ladies	Open	100m Freestyle			1:01.68	5	2	1:01.65	4	3	1:03.34	6	1	0:58.97	1	6	1:00.13	2	5	1:01.12	3	4	Reason for no points		
			Jessica Hancock			Natalie Dingley			Neve Fergie			Milly Scotchbrook			Tabitha Monkhouse			Givenchy Sneekes								
42	Mens	Open	100m Freestyle			0:54.63	2	5	1:06.60	6	1	0:58.65	5	2	0:53.36	1	6	0:55.73	4	3	0:55.24	3	4	Reason for no points		
			Sam Bassett			Jack Vale			Ruslan Golubs			Lewis Kerrod			Matthew Thomas			Shay Bradley								
43	Girls	9 /11 Years	4 x 50m Medley Relay			2:51.50	5	2	2:54.34	6	1	2:42.32	3	4	2:27.07	1	6	2:37.01	2	5	2:46.34	4	3	Reason for no points		
44	Boys	9 /11 Years	4 x 50m Medley Relay			2:48.94	5	2	3:03.04	6	1	2:45.92	3	4	2:28.47	1	6	2:32.88	2	5	2:47.86	4	3	Reason for no points		
45	Girls	13/u	4 x 50m Freestyle Relay			2:06.99	4	3	2:11.16	5	2	0:00.00			1:58.51	1	6	2:02.75	2	5	2:02.84	3	4	Reason for no points		
									10.14																	
46	Boys	13/u	4 x 50m Freestyle Relay			2:01.20	2	5	2:10.91	5	2	2:04.40	3	4	2:05.61	4	3	1:57.68	1	6	2:12.81	6	1	Reason for no points		
47	Girls	15/u	4 x 50m Medley Relay			2:18.14	6	1	2:17.21	5	2	2:12.20	3	4	2:07.38	1	6	2:08.89	2	5	2:13.01	4	3	Reason for no points		
48	Boys	15/u	4 x 50m Medley Relay			1:59.39	2	5	2:26.67	6	1	2:07.94	5	2	2:04.87	4	3	1:56.80	1	6	2:03.07	3	4	Reason for no points		
49	Ladies	Open	6 x 50m Freestyle Relay			2:59.46	5	2	3:04.55	6	1	2:56.91	3	4	2:47.95	1	6	2:51.11	2	5	2:58.03	4	3	Reason for no points		
50	Mens	Open	6 x 50m Freestyle Relay			2:31.30	2	5	3:15.28	6	1	2:46.64	5	2	2:31.20	1	6	2:31.35	3	4	2:35.41	4	3	Reason for no points		
TOTALS OF 1st, 2nd & 3rd PLACES PER CLUB			1st	3			1st	3			1st	9			1st	31			1st	16			1st	2		
			2nd	9			2nd	9			2nd	21			2nd	5			2nd	22			2nd	11		
			3rd	7			3rd	1			3rd	4			3rd	4			3rd	5			3rd	18		
			4th	7			4th	12			4th	4			4th	4			4th	5			4th	13		
			5th	11			5th	9			5th	12			5th	3			5th	2			5th	6		
			6th	12			6th	23			6th	3			6th	1			6th				6th			
			Belper Marlin SC			Stourbridge			Sutton in Ashfield			Leicester Sharks CSC			Worcester			City of Derby B								
			POINTS AT EVENT 10			28			16			33			52			51			30					
			POINTS AT EVENT 18			52			36			58			87			92			51					
			POINTS AT EVENT 26			75			51			90			124			132			70					
			POINTS AT EVENT 34			102			66			118			163			171			90					
			POINTS AT EVENT 42			121			85			144			208			204			116					