










NASL.2018			National Arena Swimming League																									
  			LEAGUE	West Midlands			DIVISION	Premier			ROUND	Round 2			GALA NUMBER	2												
DEFAULT POINTS TOTALS 6 LANE 1050 5 LANE 750			Dqs, TIES ETC WILL CHANGE THESE FIGURES										OVERALL POINTS TOTAL			1047												
VENUE			Stafford (ST16 3TA)										Date	10/11/2018			License	0										
LANE 1			LANE 2			LANE 3			LANE 4			LANE 5			LANE 6													
Belper Marlin SC			Chase SC			City of Derby A			Boldmere SC			City of Hereford SC			Hinckley SC													
PLACE 6			PLACE 2			PLACE 1			PLACE 2			PLACE 4			PLACE 5													
POINTS 115			POINTS 214			POINTS 236			POINTS 214			POINTS 140			POINTS 128													
EVENTS														TIME	PLACE	POINTS	TIME	PLACE	POINTS	TIME	PLACE	POINTS	TIME	PLACE	POINTS	TIME	PLACE	POINTS
1	Ladies	Open	200m			2:34.75	5	2	2:27.45	4	3	2:23.97	2	5	2:22.87	1	6	2:25.63	3	4	2:43.27	6	1					
			Individual Medley			Caitlin Oram			Caitlin Kilgallen			Ellie Mitchell			Alex Bartley			Evie Johns			Cailin Hancock							
			Reason for no points																									
2	Mens	Open	200m			2:13.12	4	3	2:11.25	2	5	2:09.31	1	6	2:17.72	5	2	2:20.56	6	1	2:12.78	3	4					
			Individual Medley			William Brookes			Jacob Davies			Greg Butler			Leo Karski			Pat Meggitt			Thomas Beamer							
			Reason for no points																									
3	Girls	9 /11 Years	4 x 50m Freestyle Relay			2:19.63	5	2	2:10.32	2	5	2:09.93	1	6	2:13.81	3	4	2:16.44	4	3	2:21.64	6	1					
			Reason for no points																									
4	Boys	9 /11 Years	4 x 50m Freestyle Relay			2:28.50	6	1	2:10.94	1	6	2:22.50	3	4	2:12.72	2	5	2:23.00	4	3	2:28.02	5	2					
			Reason for no points																									
5	Girls	13/u	4 x 50m Medley Relay			2:23.34	5	2	2:20.24	4	3	2:17.25	3	4	2:13.80	1	6	2:13.81	2	5	2:23.55	6	1					
			Reason for no points																									
6	Boys	13/u	4 x 50m Medley Relay			0:00.00			2:10.48	1	6	2:13.15	2	5	2:19.69	4	3	2:29.25	5	2	2:18.77	3	4					
			Reason for no points			Turn on Back; two arm pulls on front																						
7	Girls	15/u	4 x 50m Freestyle Relay			1:58.31	4	3	2:00.32	5	2	1:56.73	1	6	1:56.97	2	5	1:57.12	3	4	2:04.69	6	1					
			Reason for no points																									
8	Boys	15/u	4 x 50m Freestyle Relay			1:45.50	3	4	1:49.02	5	2	1:44.27	2	5	1:43.81	1	6	1:53.19	6	1	1:46.69	4	3					
			Reason for no points																									
9	Ladies	Open	4 x 50m Medley Relay			2:11.50	3	4	2:12.71	4	3	2:05.97	1	6	0:00.00			2:09.13	2	5	2:23.26	5	2					
			Reason for no points									Start before starting signal																
10	Mens	Open	4 x 50m Medley Relay			1:54.57	5	2	1:52.38	2	5	1:50.86	1	6	1:53.68	4	3	1:58.68	6	1	1:52.87	3	4					
			Reason for no points																									
11	Girls	10/11 Years	50m Backstroke			0:41.12	6	1	0:35.20	2	5	0:36.55	3	4	0:37.06	4	3	0:39.88	5	2	0:35.09	1	6					
			Reason for no points			Isla Perry-Taylor			Bethan Cooke			Catherine Robson			Connie Palmer			Anna Fish			Aimee O'Reilly							
12	Boys	10/11 Years	50m Backstroke			0:44.31	6	1	0:37.00	1	6	0:42.72	5	2	0:37.62	2	5	0:41.87	4	3	0:38.52	3	4					
			Reason for no points			Thomas Dawes-Hamp			Harvey Reed			Joseph Murphy			Thomas Parry			Issac Evans			Paul Page							
13	Girls	13/U	100m Breaststroke			1:24.94	5	2	1:21.52	3	4	1:20.51	2	5	1:21.66	4	3	1:19.88	1	6	0:00.00							
			Reason for no points			Megan Oram			Ciara Shackleton			Julia Ruchinska			Niamh Mold			Zara Beaumont			Derry O'Neill							
14	Boys	13/U	100m Breaststroke			1:34.19	6	1	1:16.44	2	5	1:15.71	1	6	1:27.31	4	3	1:30.19	5	2	1:26.15	3	4					
			Reason for no points			Luke Waterfall			Harrison Roden			Aiden Joubert			Sam Woodhall			Samuel Goodwin			Lewis Cotterell							
15	Girls	15/U	100m Backstroke			1:13.00	4	3	1:09.16	2	5	1:10.22	3	4	1:08.40	1	6	1:13.62	5	2	1:16.19	6	1					
			Reason for no points			Eliza Walker			Hannah Buick			Olivia Gregory			Lily Massey			Rose Goodfellow			Cailin Hancock							
16	Boys	15/U	100m Backstroke			1:05.72	4	3	1:02.20	1	6	1:03.47	3	4	1:02.59	2	5	1:10.25	6	1	1:05.72	4	3					
			Reason for no points			Sam Brookes			Jacob Veale			Toma Tokiwa-Smith			Jamie Dark			Theo Lind			Kieran Bott							
17	Ladies	Open	100m Butterfly			1:15.94	5	2	1:13.95	4	3	1:07.04	1	6	1:10.62	3	4	1:09.13	2	5	1:17.32	6	1					
			Reason for no points			Rhiannon Owen			Niamh Jennings			Amy Grant			Mollie Goldstone			Maisie Hosking-Lewis			Molly Blazye							
18	Mens	Open	100m Butterfly			1:00.56	4	3	0:58.64	1	6	1:00.58	5	2	1:00.03	3	4	1:05.56	6	1	0:58.72	2	5					
			Reason for no points			Joshua Horobin			Ross Hill			Cristian Rotundu			Leo Karski			Pat Meggitt			Joel Weston							
19	Girls	10/11 Years	50m Butterfly			0:40.94	6	1	0:37.23	5	2	0:34.94	1	6	0:36.75	3	4	0:37.06	4	3	0:34.95	2	5					
			Reason for no points			Abi Dawson			Olivia Bradley			Maddison Ward-Lowe			Poppy Read			Aimee Miller			Aimee O'Reilly							

NASL.2018			National Arena Swimming League																			
  			LEAGUE West Midlands			DIVISION Premier			ROUND Round 2			GALA NUMBER 2										
			VENUE Stafford (ST16 3TA)						Date 10/11/2018			License 0										
			LANE 1 Belper Marlin SC		LANE 2 Chase SC		LANE 3 City of Derby A		LANE 4 Boldmere SC		LANE 5 City of Hereford SC		LANE 6 Hinckley SC									
DEFAULT POINTS TOTALS			DQs, TIES ETC WILL CHANGE THESE FIGURES																			
6 LANE 1050 5 LANE 750			OVERALL POINTS TOTAL 1047																			
			PLACE 6		PLACE 2		PLACE 1		PLACE 2		PLACE 4		PLACE 5									
			POINTS 115		POINTS 214		POINTS 236		POINTS 214		POINTS 140		POINTS 128									
20	Boys	10/11 Years	50m Butterfly		0:45.37	6	1	0:37.73	4	3	0:35.53	2	5	0:35.47	1	6	0:36.38	3	4	0:39.18	5	2
			Reason for no points		Oliver Henshaw		Alfie Edwards		Thomas Moore		Hugh Mason-Williams		Harley Sockett		Paul Page							
21	Girls	13/u	100m Backstroke		1:17.19	4	3	1:15.22	2	5	1:13.12	1	6	1:15.56	3	4	0:00.00			1:24.80	5	2
			Reason for no points		Tegan Hulme		Bethan Cooke		Grace Fuller		Louisa Powers		Freya Phelps		Georgia Beasley							
			Turn 3 left position on back other than to initiate turn																			
22	Boys	13/u	100m Backstroke		1:29.88	6	1	1:10.79	1	6	1:12.71	4	3	1:12.28	3	4	1:19.81	5	2	1:11.85	2	5
			Reason for no points		Philip Lamb		Daniel Caddick		Joshua Baiyle		Jude Denning		Samuel Goodwin		George Moore							
23	Girls	15/u	100m Butterfly		1:09.50	2	5	1:17.46	5	2	1:10.86	3	4	1:07.93	1	6	1:13.94	4	3	1:20.98	6	1
			Reason for no points		Caitlin Oram		Ciara Shackleton		Libby Bateman-Arkininstall		Lauren Knight		Rhiannon Barry		Macy Norton							
24	Boys	15/u	100m Butterfly		1:03.12	2	5	1:06.16	6	1	1:05.12	4	3	1:02.50	1	6	1:05.00	3	4	1:05.99	5	2
			Reason for no points		Sam Brookes		Jack Murphy		Joe Bagley		Oliver Carless		Joshua Gough		William Beasley							
25	Ladies	Open	100m Backstroke		1:13.38	5	2	1:08.21	3	4	1:04.57	1	6	1:09.19	4	3	1:06.87	2	5	1:21.11	6	1
			Reason for no points		Rebecca Ellis		Caitlin Kilgallen		Ellie Mitchell		Lily Massey		Evie Johns		Caitlin Morris							
26	Mens	Open	100m Backstroke		1:02.00	3	4	0:58.79	1	6	1:03.52	4	3	1:03.91	6	1	1:03.56	5	2	1:01.15	2	5
			Reason for no points		William Brookes		Jacob Davies		Cristian Rotundu		Jamie Dark		Patrick Blake		Thomas Beamer							
27	Girls	10/11 Years	50m Breaststroke		0:47.87	5	2	0:40.93	1	6	0:41.04	2	5	0:43.04	4	3	0:41.69	3	4	0:53.20	6	1
			Reason for no points		Jemima Stalker		Charlotte Surrell		Charlotte Roome		Gracie Cooper		Erin Mccarthy		Olivia Heath							
28	Boys	10/11 Years	50m Breaststroke		0:49.38	5	2	0:44.04	2	5	0:51.92	6	1	0:48.22	4	3	0:46.25	3	4	0:42.54	1	6
			Reason for no points		Oliver Henshaw		Ewan Slater		Joseph Murphy		Damien Batchelor		Harley Sockett		Daniel Stockwell							
29	Girls	13/u	100m Butterfly		1:25.81	6	1	1:14.95	4	3	1:14.03	2	5	1:11.47	1	6	1:14.50	3	4	1:20.01	5	2
			Reason for no points		Megan Oram		Ciara Shackleton		Julia Ruchinska		Caitlin Ralph		Emma Phipps		Susie Jones							
30	Boys	13/u	100m Butterfly		1:23.62	6	1	1:12.49	1	6	1:12.78	2	5	1:20.72	4	3	1:21.69	5	2	1:20.25	3	4
			Reason for no points		Luke Waterfall		Daniel Caddick		Aiden Joubert		Jude Denning		Callum Barry		Thomas Sumner							
31	Girls	15/u	100m Freestyle		1:03.69	5	2	1:01.41	1	6	1:01.69	3	4	1:01.66	2	5	1:03.62	4	3	1:06.90	6	1
			Reason for no points		Phoebe Barden		Hannah Buick		Harmony Torrinton		Lauren Knight		Rose Goodfellow		Molly Blazye							
32	Boys	15/u	100m Freestyle		0:57.58	3	4	0:57.95	4	3	0:54.98	2	5	0:54.47	1	6	0:58.32	5	2	0:59.02	6	1
			Reason for no points		Dan Waterfall		Jack Murphy		Oliver Hooper		Will Cooper		Joshua Gough		George Lowe							
33	Ladies	Open	100m Breaststroke		1:19.56	4	3	1:18.84	3	4	1:20.70	5	2	1:16.28	2	5	1:20.75	6	1	1:16.19	1	6
			Reason for no points		Jessica Hancock		Morgan Upton		Constance Vanes		Alex Bartley		Zara Beaumont		Carys O'Reilly							
34	Mens	Open	100m Breaststroke		1:08.29	3	4	1:12.77	5	2	1:03.86	1	6	1:06.50	2	5	1:13.56	6	1	1:09.82	4	3
			Reason for no points		Joshua Horobin		Lewis Jones		Greg Butler		Dan Smith		Pat Meggitt		Adam Raynes							
35	Girls	10/11 Years	50m Freestyle		0:34.00	5	2	0:30.51	1	6	0:32.66	3	4	0:30.69	2	5	0:33.81	4	3	0:35.20	6	1
			Reason for no points		Chloe Outram		Bethan Cooke		Charlotte Roome		Connie Palmer		Erin Mccarthy		Leah Trahearn							

NASL.2018			National Arena Swimming League																			
  			LEAGUE West Midlands			DIVISION Premier			ROUND Round 2			GALA NUMBER 2										
			VENUE Stafford (ST16 3TA)						Date 10/11/2018			License 0										
			LANE 1 Belper Marlin SC		LANE 2 Chase SC		LANE 3 City of Derby A		LANE 4 Boldmere SC		LANE 5 City of Hereford SC		LANE 6 Hinckley SC									
DEFAULT POINTS TOTALS			DQs, TIES ETC WILL CHANGE THESE FIGURES																			
6 LANE 1050 5 LANE 750			OVERALL POINTS TOTAL 1047																			
			PLACE 6		PLACE 2		PLACE 1		PLACE 2		PLACE 4		PLACE 5									
			POINTS 115		POINTS 214		POINTS 236		POINTS 214		POINTS 140		POINTS 128									
36	Boys	10/11 Years	50m Freestyle		0:37.44	6	1	0:32.31	2	5	0:31.69	1	6	0:32.62	3	4	0:35.25	5	2	0:33.10	4	3
			Reason for no points		Harry Maskrey		Ewan Slater		Thomas Moore		Thomas Parry		Benjamin Hawkyard		Daniel Stockwell							
37	Girls	13/u	100m Freestyle		1:07.25	5	2	1:06.87	4	3	1:04.99	2	5	1:05.19	3	4	1:04.50	1	6	1:08.25	6	1
			Reason for no points		Tegan Hulme		Rhianna Shackleton		Grace Fuller		Louisa Powers		Bea Jones		Derry O'Neill							
38	Boys	13/u	100m Freestyle		1:22.09	6	1	1:02.24	2	5	1:01.73	1	6	1:06.12	4	3	1:06.50	5	2	1:04.73	3	4
			Reason for no points		Philip Lamb		Harrison Roden		Joshua Baiyle		Jack Atkin		Callum Barry		Samuel Munroe							
39	Girls	15/u	100m Breaststroke		1:25.94	6	1	1:21.24	3	4	1:21.24	3	4	1:20.56	2	5	1:22.25	5	2	1:17.08	1	6
			Reason for no points		Katy Dymond		Emmeline Grace		Connie Vanes		Charlotte Jones		Amelia Cook		Carys O'Reilly							
40	Boys	15/u	100m Breaststroke		1:13.56	2	5	1:14.12	3	4	1:10.69	1	6	1:14.37	4	3	1:16.06	5	2	1:17.00	6	1
			Reason for no points		Howie Barden		Jacob Veale		Joe Bagley		Will Cooper		Theo Lind		Daniel Kennedy							
41	Ladies	Open	100m Freestyle		1:02.87	5	2	1:01.00	3	4	0:58.47	1	6	1:01.97	4	3	1:00.57	2	5	1:09.62	6	1
			Reason for no points		Jessica Hancock		Caitlin Kilgallen		Amy Grant		Alice Lane		Maisie Hosking-Lewis		Grace Vann							
42	Mens	Open	100m Freestyle		0:58.63	5	2	0:53.73	1	6	0:53.87	2	5	0:54.85	3	4	0:58.93	6	1	0:57.36	4	3
			Reason for no points		Casper Raynard		Ross Hill		Shay Bradley		James Goodwin		Patrick Blake		Kieran Bott							
43	Girls	9 /11 Years	4 x 50m Medley Relay		2:48.94	5	2	2:27.48	1	6	2:29.28	2	5	2:33.94	3	4	2:38.75	4	3	0:00.00		
			Reason for no points		Finished backstroke on front																	
44	Boys	9 /11 Years	4 x 50m Medley Relay		3:07.68	6	1	2:35.50	1	6	2:41.92	3	4	2:40.47	2	5	2:46.38	4	3	2:47.71	5	2
			Reason for no points																			
45	Girls	13/u	4 x 50m Freestyle Relay		2:10.88	6	1	2:02.67	3	4	2:04.09	4	3	1:59.37	1	6	2:00.75	2	5	2:09.86	5	2
			Reason for no points																			
46	Boys	13/u	4 x 50m Freestyle Relay		2:20.81	6	1	1:59.28	2	5	1:56.82	1	6	2:04.37	4	3	2:09.25	5	2	2:03.19	3	4
			Reason for no points																			
47	Girls	15/u	4 x 50m Medley Relay		2:12.69	3	4	2:16.23	5	2	2:09.96	2	5	2:09.75	1	6	2:14.06	4	3	2:21.38	6	1
			Reason for no points																			
48	Boys	15/u	4 x 50m Medley Relay		1:58.06	2	5	2:00.34	4	3	1:57.68	1	6	2:00.25	3	4	2:07.44	6	1	2:01.15	5	2
			Reason for no points																			
49	Ladies	Open	6 x 50m Freestyle Relay		2:58.19	5	2	2:57.15	4	3	2:51.53	2	5	2:50.50	1	6	2:55.06	3	4	3:08.90	6	1
			Reason for no points																			
50	Mens	Open	6 x 50m Freestyle Relay		2:34.44	4	3	2:32.82	3	4	2:32.35	2	5	2:30.03	1	6	2:42.31	6	1	2:34.87	5	2
			Reason for no points																			
TOTALS OF 1st, 2nd & 3rd PLACES PER CLUB			1st		1st	14	1st	17	1st	13	1st	2	1st	4								
			2nd	4	2nd	11	2nd	15	2nd	10	2nd	6	2nd	4								
			3rd	6	3rd	8	3rd	10	3rd	11	3rd	8	3rd	8								
			4th	8	4th	10	4th	4	4th	13	4th	10	4th	5								
			5th	16	5th	6	5th	3	5th	1	5th	13	5th	10								
			6th	15	6th	1	6th	1	6th	1	6th	10	6th	17								
			Belper Marlin SC		Chase SC		City of Derby A		Boldmere SC		City of Hereford SC		Hinckley SC									
POINTS AT EVENT 10			23		40		53		40		29		23									
POINTS AT EVENT 18			39		80		86		73		51		47									
POINTS AT EVENT 26			61		109		122		107		74		70									
POINTS AT EVENT 34			80		144		155		143		95		94									
POINTS AT EVENT 42			96		181		197		174		118		114									